

Vishal Fabrics Ltd

Vishal Fabrics Ltd | BSE Code: 538598 | Market Data as on Date: 16 Feb 2017

Current Price (₹)	360.00	Market Cap (₹ Crores)	474.26	Book Value (₹)	63.29
52 Week High (₹)	460.80	Shares Outstanding	1,31,74,000	P/B Ratio	5.69
52 Week Low (₹)	169.00	Beta - Sensex	-	Earnings Per Share (₹)	10.82
Face Value per Share (₹)	10.00	Dividend Yield (%)	-	P/E Ratio	33.27

Company Info:

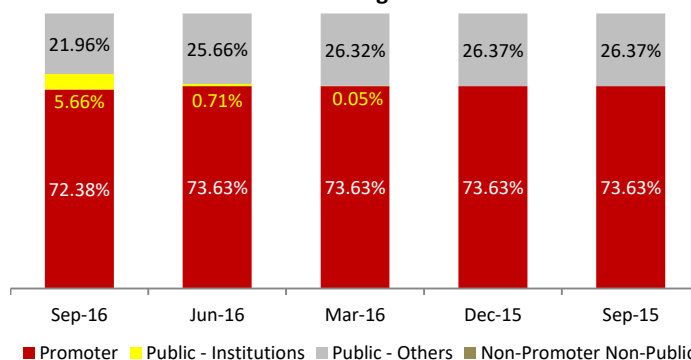
Vishal Fabrics Ltd was incorporated as Vishal Fabrics Private Limited on October 22, 1985 under the Companies Act, 1956. The status of the Company was changed to a public limited company and the name of the Company was changed to Vishal Fabrics Limited by a special resolution passed on February 25, 2014. The Company, promoted by Chiripal Group, Ahmedabad, was initially engaged in trading of fabrics. The business of VFL is weaving, bleaching, dyeing, processing, printing and sizing of Grey Fabric made from all types of yarn. The Company procures mainly Grey Fabric and dyes, prints and finishes the same as per the client's requirements. The processing unit of the Company is based in Narol, Ahmedabad, Gujarat. The plant has the capacity to print, dye and process wide range of fabrics i.e. cotton, polyester, viscose and man-made & blended fabrics suitable for men's, women's, home furnishing and many other applications.

Peer Comparison

	Vishal Fabrics	Haria Apparels	Alok Industries
Sales	141.46	-	1,986.42
PAT	6.34	0.07	(527.71)
Equity	13.17	15.29	1,357.87
EPS	4.81	0.04	(3.88)
OPM %	10.28	16,650.00	(8.28)
NPM %	4.48	3,300.00	(26.57)

* Peers are grouped according to sector and market cap

Shareholding Pattern



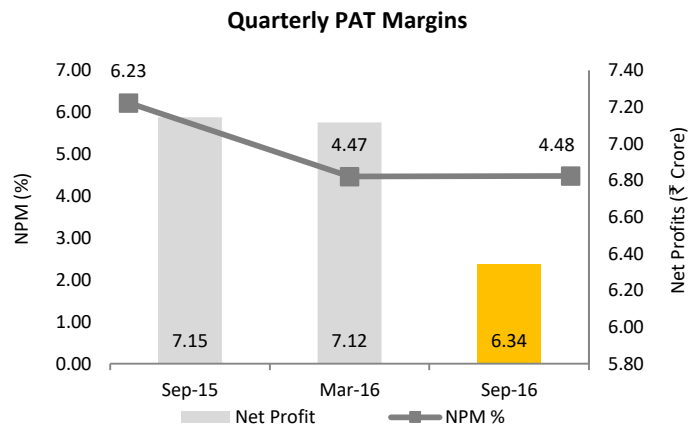
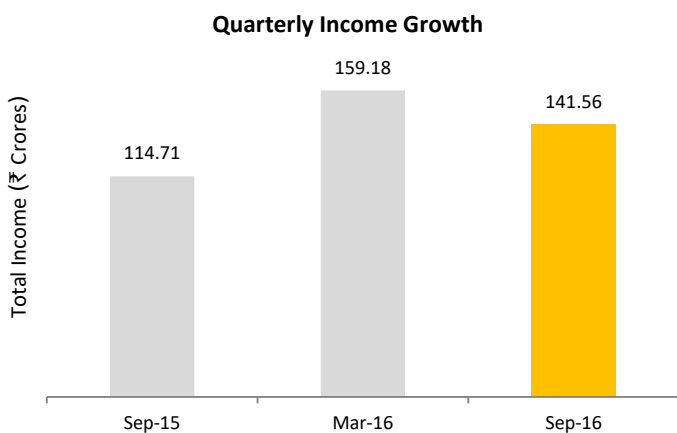
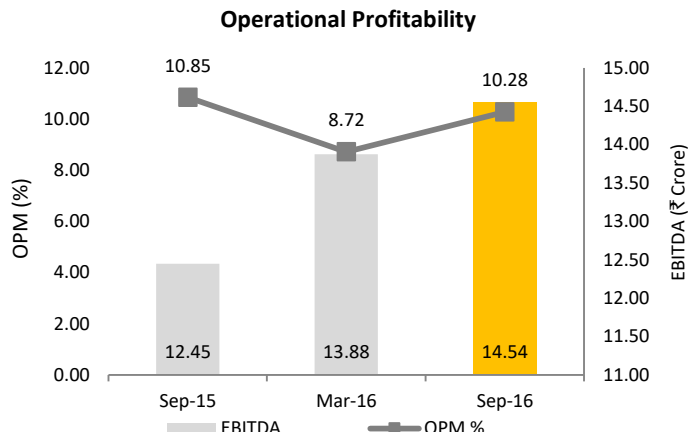
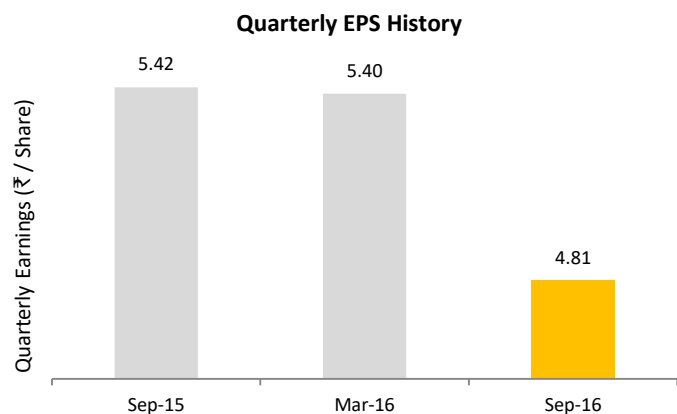
Quarterly Review - Sep 16:

The Company has recorded revenues of ₹ 141.46 Crores during the current quarter as against ₹ 114.70 Crores for the corresponding quarter last year. EBITDA margins for the current quarter decreased to 10.28% in Sep quarter this year as compared to 10.85% in the same quarter previous year. The Profit after Tax (PAT) for the current quarter stood at ₹ 6.34 Crores.

Quarterly Results:

Income Statement

	Figures in ₹ Crores							
	Sep-16	% of (1)	Sep-15	% of (1)	Jun-16	% of (1)	Mar-16	% of (1)
Revenue	141.46		114.70				158.88	
Total Income	141.56		114.71				159.18	
Expenditure	(128.74)	-91.00%	(104.04)	-90.71%			(146.96)	-92.50%
Interest	(3.04)	-2.15%	(3.15)	-2.75%			(1.92)	-1.21%
PBDT	11.50	8.13%	9.29	8.10%	Data not available		11.95	7.52%
PBIDT	14.54	10.28%	12.45	10.85%			13.88	8.73%
Depreciation	(1.72)	-1.22%	(1.79)	-1.56%			(1.65)	-1.04%
PBT	9.78	6.91%	7.51	6.55%			10.30	6.48%
Tax	(3.44)	-2.43%	(0.36)	-0.32%			(3.19)	-2.00%
Net Profit	6.34	4.48%	7.15	6.23%			7.12	4.48%

Quarter on Quarter Changes:


DISCLOSURE: THIS REPORT HAS BEEN SPONSORED BY BSE - INVESTOR PROTECTION FUND TRUST

RESEARCH ANALYST: WAHEED SHAIKH

DISCLAIMER: While SES has made every effort and has exercised due skill, care and diligence in compiling this report based on publicly available information, it neither guarantees its accuracy, completeness or usefulness, nor assumes any liability whatsoever for any consequence from its use. This report does not have any approval, express or implied, from any authority, nor is it required to have such approval. The users are strongly advised to exercise due diligence while using this report. This report in no manner constitutes an offer, solicitation or advice to buy or sell securities, nor solicits votes or proxies on behalf of any party. SES has no financial liability whatsoever, to the subscribers / users of this report. The report is released in India and SES has ensured that it is in accordance with Indian laws. Person resident outside India shall ensure that laws in their country are not violated while using this report; SES shall not be responsible for any such violation. This report should not be reproduced or redistributed or communicated directly or indirectly in any form to any other person - especially outside India or published or copied in whole or in part, for any purpose.

ABOUT SES: Stakeholders' Empowerment Services is a not for profit initiative of like-minded people with a vision to achieve a corporate governance state where all stakeholders are treated in just and fair manner. We believe that this journey can be possible only with active participation of all stakeholders. For more information please contact SES at +91 22 4022 0322, or via e-mail: info@sesgovernance.com

SEBI Reg. No. INH000000016

Stakeholders' Education | Proxy Advisory | Corporate Governance Research | Corporate Governance Score